

BOX DETAIL SHEET

Farm Trucks/Grain Trailers

CUSTOMER INFO

Name _____ Address _____
 City _____ State _____ Zip _____ Phone _____ Fax _____
 Box/Trailer Brand/Style _____

OUTSIDE MEASUREMENTS

- 1 _____ Rail Width At Top
- 2 _____ Box Width Inside
- 3 _____ Height Of Box
- 4 _____ Length Of Box *(See Drawing A)*
(Need Both 4a & 4b for Trailers)
 - 4a _____ Lower Length
 - 4b _____ Upper Length
- 5 _____ Box Width Top: Front _____ Center _____ Rear _____

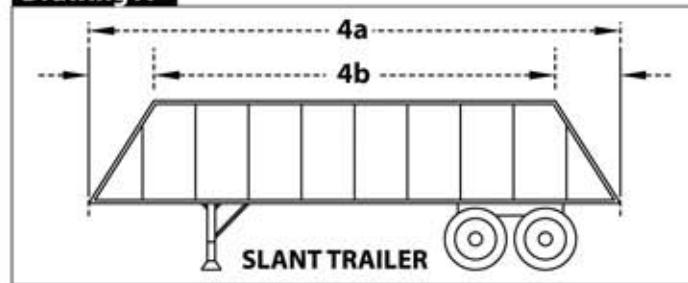
TARP WEIGHT and COLOR(S)

- 18 oz. 22 oz.
- Black Blue Maroon Orange Gray
- White Red Green Brown Yellow

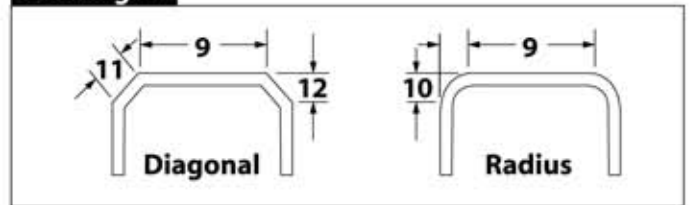
CORNER SPECS *(See Drawing B)*

- Radius Diagonal Square
- 9 _____ Front Across
- 10 _____ Radius Of Outside Corner *(Needed on all radius fronts.)*
- 11 _____ Diagonal Across
- 12 _____ Diagonal Depth

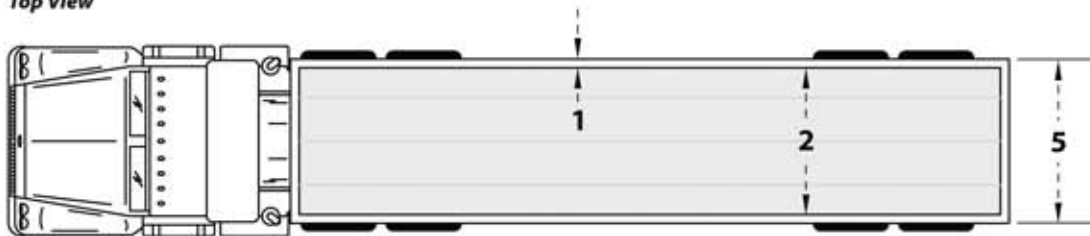
Drawing A



Drawing B



Top View



Side View

